

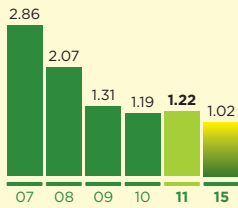
CORPORATE RESPONSIBILITY

Key Performance Indicators measure UTC's sustainability goals and performance. UTC reporting standards include the ongoing analysis and correction of data, as applicable, following the close of a reporting period. Consequently, previously reported annual metric results may change

between annual reporting periods, and UTC may include any prior year data revisions in current reporting. Additional information detailing our progress is available at www.utc.com/responsibility.

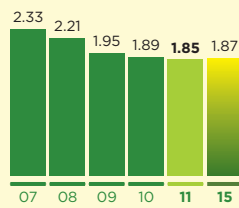
NON-GREENHOUSE GAS EMISSIONS

Million lbs



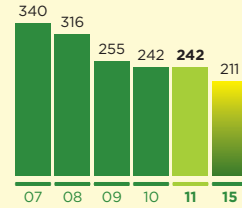
GREENHOUSE GAS EMISSIONS

Million metric tons CO₂e



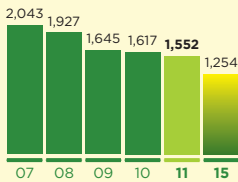
INDUSTRIAL PROCESS WASTE

Million lbs



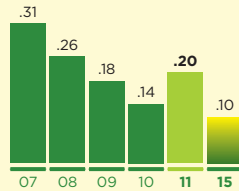
WORLDWIDE WATER CONSUMPTION

Million gals



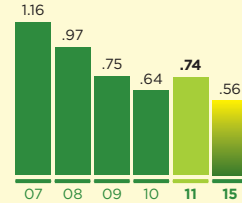
LOST WORKDAY INCIDENT RATE

Cases/100 employees



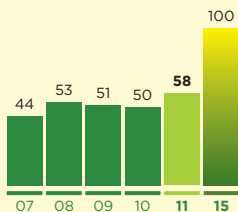
TOTAL RECORDABLE INCIDENT RATE

Cases/100 employees



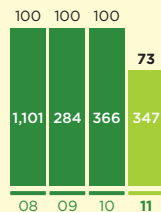
MATERIALS OF CONCERN

Percent elimination in new products



SUPPLIER EH&S

Percent new critical suppliers meeting expectations



GOVERNANCE METRICS INTERNATIONAL ACCOUNTABILITY RATING

Compared to S&P 500 companies based on prior year data

